

2019 Global Survey of People with LupusTop Line Results

What is your connection to lupus?			
I have lupus.*	4,710	92.8%	
I might have lupus, but I have not sought medical treatment.	16	0.3%	
I might have lupus, but I have not yet received a diagnosis.	107	2.1%	
I have a family member with lupus.	196	3.9%	
I am a health professional.	24	0.5%	
I have no connection to lupus.	20	0.4%	
Submitted surveys	5,073	100.0%	0.0% 25.0% 50.0% 75.0% 100.0%
<p>* Of the 4,710 surveys submitted by people with lupus, 151 of those respondents only answered the first question, leaving a net of 4,559 valid surveys. Not every respondent answered every question.</p>			
How long has it been since you first started having symptoms of lupus?			
Less than a year	194	4.3%	
1 - 3 years	447	9.9%	
3 - 5 years	796	17.6%	
6 or more years	3,084	68.2%	
Total Answering	4,521	100.0%	0.0% 17.5% 35.0% 52.5% 70.0% 87.5%
Total Not Answering	38		
Total*	4,559		

How long has it been since you received a diagnosis of lupus?				
Less than a year	522	11.5%		
1 - 3 years	685	15.2%		
3 - 5 years	840	18.6%		
6 or more years	2,474	54.7%		
Total Answering	4,521	100.0%	0.0% 15.0% 30.0% 45.0% 60.0%	
Total Not Answering	38			
Total	4,559			
Have you ever participated in a lupus clinical trial?				
Yes	1,197	26.3%		
No	2,996	65.9%		
Unsure/Don't remember	353	7.8%		
Total Answering	4,546	100.0%	0.0% 17.5% 35.0% 52.5% 70.0%	
Total Not Answering	13			
Total	4,559			













What is your level of interest in learning about new opportunities to participate in a clinical trial for a potential new lupus treatment?					
Extremely interested	2,281	50.2%			
Moderately interested	1,120	24.7%			
Neutral	854	18.8%			
Not very interested	201	4.4%			
Not at all interested	87	1.9%			
Total Answering	4,543	100.0%	0.0%	15.0%	30.0%
Total Not Answering	16				
Total	4,559				

Has the doctor who treats your lupus ever asked you about your interest in participating in a lupus clinical trial?					
Yes	675	14.8%			
No	3,624	79.7%			
Unsure/Don't remember	247	5.4%			
Total Answering	4,546	100.0%	0.0%	20.0%	40.0%
Total Not Answering	13				
Total	4,559				

How much has lupus affected your emotional or mental well-being?					
A lot	2,799	61.6%			
Some	1,331	29.3%			
Very little	289	6.4%			
Not at all	82	1.8%			
Unsure/Can't decide	45	1.0%			
Total Answering	4,546	100.0%	0.0%	17.5%	35.0%
Total Not Answering	13				
Total	4,559				

How well does the doctor who treats your lupus understand the emotional impact lupus has on you?					
Good understanding	1,743	38.3%			
Moderate understanding	1,429	31.4%			
Poor understanding	767	16.9%			
Does not understand at all	279	6.1%			
Unsure/Can't decide	331	7.3%			
Total Answering	4,549	100.0%	0.0%	10.0%	20.0%
Total Not Answering	10				
Total	4,559				

If offered, what level of interest would you have in participating in a lupus support group that focuses on helping improve your emotional or mental well-being?								
Extremely interested	2,271	49.9%						
Moderately interested	1,366	30.0%						
Neutral	625	13.7%						
Not very interested	220	4.8%						
Not at all interested	70	1.5%						
Total Answering	4,552	100.0%	0.0%	12.5%	25.0%	37.5%	50.0%	62.5%
Total Not Answering	7							
Total	4,559							
What is your age?								
Under 18	40	0.9%						
18 – 24	290	6.5%						
25 – 34	989	22.2%						
35 – 44	1,328	29.8%						
45 – 64	1,664	37.3%						
65+	145	3.3%						
Total Answering	4,456	100.0%	0.0%	10.0%	20.0%	30.0%	40.0%	
Total Not Answering	103							
Total	4,559							

What is your gender?								
Female	4,285	96.2%						
Male	171	3.8%						
Total Answering	4,456	100.0%	0.0%	25.0%	50.0%	75.0%	100.0%	125.0%
Total Not Answering	103							
Total	4,559							
Total Countries Represented								
Countries represented by 100 or more valid surveys	10							
United States	682	15.0%						
United Kingdom	464	10.2%						
Portugal	352	7.7%						
Italy	280	6.1%						
France	271	5.9%						
Spain	254	5.6%						
Argentina	244	5.4%						
The Netherlands	159	3.5%						
Canada	145	3.2%						
Australia	132	2.9%						
Total valid surveys	4,559	100.0%	0.0%	4.0%	8.0%	12.0%	16.0%	

Subgroup 1. Have never participated in a clinical trial.					
What is your level of interest in learning about new opportunities to participate in a clinical trial for a potential new lupus treatment?					
Extremely interested	1,345	45.0%			
Moderately interested	789	26.4%			
Neutral	643	21.5%			
Not very interested	141	4.7%			
Not at all interested	71	2.4%			
Total Answering	2,989	100.0%	0.0%	12.5%	25.0%
Total Not Answering	7				
Total	2,996				
Has the doctor who treats your lupus ever asked you about your interest in participating in a lupus clinical trial?					
Yes	214	7.2%			
No	2,680	89.6%			
Unsure/Don't remember	97	3.2%			
Total Answering	2,991	100.0%	0.0%	22.5%	45.0%
Total Not Answering	5				
Total	2,996				

Subgroup 2. Have participated in a clinical trial.					
What is your level of interest in learning about new opportunities to participate in a clinical trial for a potential new lupus treatment?					
Extremely interested	753	62.9%			
Moderately interested	245	20.5%			
Neutral	145	12.1%			
Not very interested	45	3.8%			
Not at all interested	10	0.8%			
Total Answering	1,198	100.0%	0.0%	17.5%	35.0%
Total Not Answering	0				
Total	1,198				
Subgroup 3. Lupus has affected emotional or mental well-being a lot.					
How well does the doctor who treats your lupus understand the emotional impact lupus has on you?					
Good understanding	1,006	36.0%			
Moderate understanding	867	31.0%			
Poor understanding	539	19.3%			
Does not understand at all	215	7.7%			
Unsure/Can't decide	168	6.0%			
Total Answering	2,795	100.0%	0.0%	10.0%	20.0%
Total Not Answering	4				
Total	2,799				

If offered, what level of interest would you have in participating in a lupus support group that focuses on helping improve your emotional or mental well-being?								
Extremely interested	1,678	60%						
Moderately interested	758	27%						
Neutral	269	10%						
Not very interested	65	2%						
Not at all interested	27	1%						
Total Answering	2,797	100%	0%	15%	30%	45%	60%	75%
Total Not Answering	2							
Total	2,799							

The 12-question online survey was developed by the World Lupus Federation as part of the 2019 observance of World Lupus Day. The survey ran April 15-29, 2019 and was available in nine languages: Bengali, Chinese, Dutch, English, French, German, Italian, Portuguese and Spanish. Links to the survey were posted on the World Lupus Federation’s website and social media channels and shared with Federation members who were encouraged to share the

April 30, 2019